



".. Energy saved is energy produced."



Electric water heaters



ELECTRIC WATER HEATERS

Meet the needs for fast and efficient hot water supply. They are specially designed for durability in areas with high level of water hardness.

Also available with heat exchanger for connection with an auxiliary energy source.



SPECIFICATIONS (common for all types)

OPERATION VOLTAGE	230 V
MAXIMUM OPERATING PRESSURE	10 bar
TEST PRESSURE	15 bar
MAXIMUM OPERATING TEMPERATURE	90°C

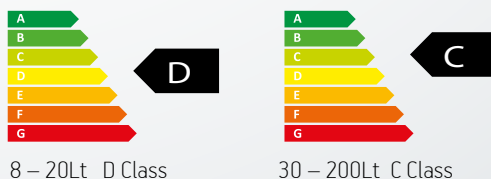
TECHNICAL DATA

Steel and enamel water tank (GLASS)

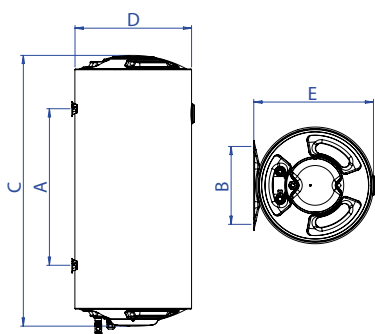

- **Water storage tank** made of cold rolled steel. The thermal tank is shaped in special patterns by robot welding process, thus achieving: **A)** perfect enamel application, **B)** avoid the deformation of the internal tank as well as the enamel erosion in case of high pressure.
- **Anti-corrosion internal layer of enamel** baked at 860°C, according to DIN 4753 standard, for protection against electrolysis. The enameling is done in our own high tech industrial facilities. The water tanks are checked individually upon exit from the enameling unit assuring the top quality of the enamel.
- **Hot water outlet (consumption):** stainless steel 1/2" BSP male threaded pipe end with plastic adapter.
- **Cold water inlet (supply):** special shaped 1/2" BSP male threaded divider, for even water stratum.
- **10 bar non-return valve** for safe and controlled hydraulic pressure relief.
- **Steel pressed neck for the heating element** without welding, with internal incision for easy and quick heating element installation, no need for special tools (locknuts). Extraction and re-installation of the heating element in less than one minute.
- **Full bodied gasket** for sealing the heating element from the thermal tank, thus protecting the heating element flange from electrolysis and corrosion.
- **Heating element** rated according to the country of destination local regulations. It can be pulled away from the flange*.
- **Heat exchanger** with 3/4" BSP male threaded pipe ends, made of steel pipe, large exchange surface for use of the heating produced by central heating systems during the winter **(optional)**.
- **Cathode protection** by magnesium anode $\Phi 22 \times 300 \text{mm} < 60 \text{lt}$ and $\Phi 22 \times 500 \text{mm} > 80 \text{lt}$ for effective internal protection against corrosion and mineral deposits caused by electrolytic reactions.
- **Internal adjustable thermostat** with bipolar protection and auxiliary fuse.
- **Protective cover for the electrical section** designed for easy access. It locks with just one screw. Ventilation holes specially designed for safe water vapor aspiration.
- **Sealed entry** of the heating element connection cable, with a rubber collar on the cable.
- **Operation indication light.**

- Thermal insulation:** ecological high-density (40kg/m^3) expanded polyurethane ensures minimum heat loss, maintaining the hot water temperature.
- Insulation thermal conductivity:** $\lambda=0.023\text{ W/m K}$ (DIN 56612, measured at 10°C) (DIN EN ISO 845, DIN 53 421, ISO 4590, DIN ISO 2796).
- External housing** with electrostatically robotized painted steel for protection against corrosion.
- Side plastic caps**
- Thermometer**
- Mounting:** vertical, horizontal or floor.
- Packed in carton boxes** for safe and easy storage - transportation.WW
- CE Marking:** compliance with European health, safety & environmental protection legislation

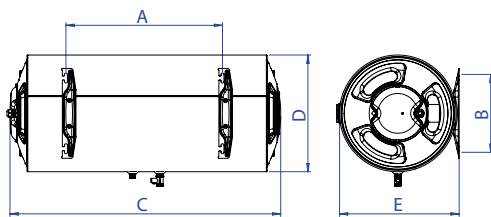
Energy Labeled (ERP):



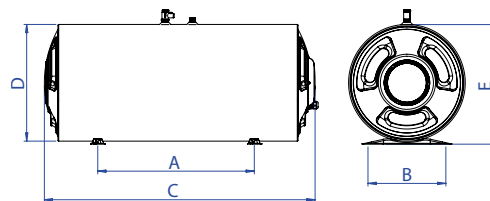
* The electric power varies between 1200W and 4000W depending on the EWH capacity.
All electrical components carry the CE marking according to EN 60335-1 and EN60335-2-21 standards.



Vertical type



Horizontal type



Floor type

208lt/h

AVAILABLE MODELS

Electric water heaters	TYPE								DIMENSIONS (cm)				
	Real Capacity	Weight	Electroboiler with heat exchanger *	Heat Exchanger Surface	Heat Exchanger Power (80°C)	Continuous Flow Rate ($\Delta T\ 35^\circ\text{C}-80^\circ\text{C}$)	Heating Time ($\Delta T\ 45^\circ\text{C}-80^\circ\text{C}$)	Weight	A	B	C	D	E
8lt	6,9lt	6kg	-	-	-	-	-	-	23	19	43	23	24
20lt	17,6lt	11kg	-	-	-	-	-	-	25	26	51	32	33
40lt	36,4lt	15kg	-	-	-	-	-	-	18	26	56	43	44
50lt	45,6lt	18kg	-	-	-	-	-	-	18	26	61	43	44
60lt	55,6lt	19kg	60lt	0,25m ²	9,3kW	228lt/h	11min	23lt	27	26	69	43	44
80lt	74,4lt	20kg	80lt	0,25m ²	9,3kW	228lt/h	17min	24lt	43	26	84	43	44
100lt	90,9lt	25kg	100lt	0,25m ²	9,3kW	228lt/h	28min	29lt	58	26	99	43	44
120lt	107,9lt	30kg	120lt	0,25m ²	9,3kW	228lt/h	36min	34lt	73	26	119	43	44
150lt	149,2lt	49kg	150lt	0,50m ²	14,8kW	363lt/h	38min	55lt	105	26	145	43	44
200lt	190,1lt	59kg	200lt	0,50m ²	14,8kW	363lt/h	45min	66lt	76	26	133	52	54

Upon request, we undertake the manufacturing of customized (in terms of product dimensions) electric water heaters, maintaining the specifications of our standard product.



Sarkis Bldg, Dbayeh, Lebanon

P.O. Box: 93 Ain Aar, Metn

Email: info@emslebanon.com

Tel : + 961 4 546 511

Fax : +961 4 546 512

Mob : + 961 70 236 271 | www.emslebanon.com